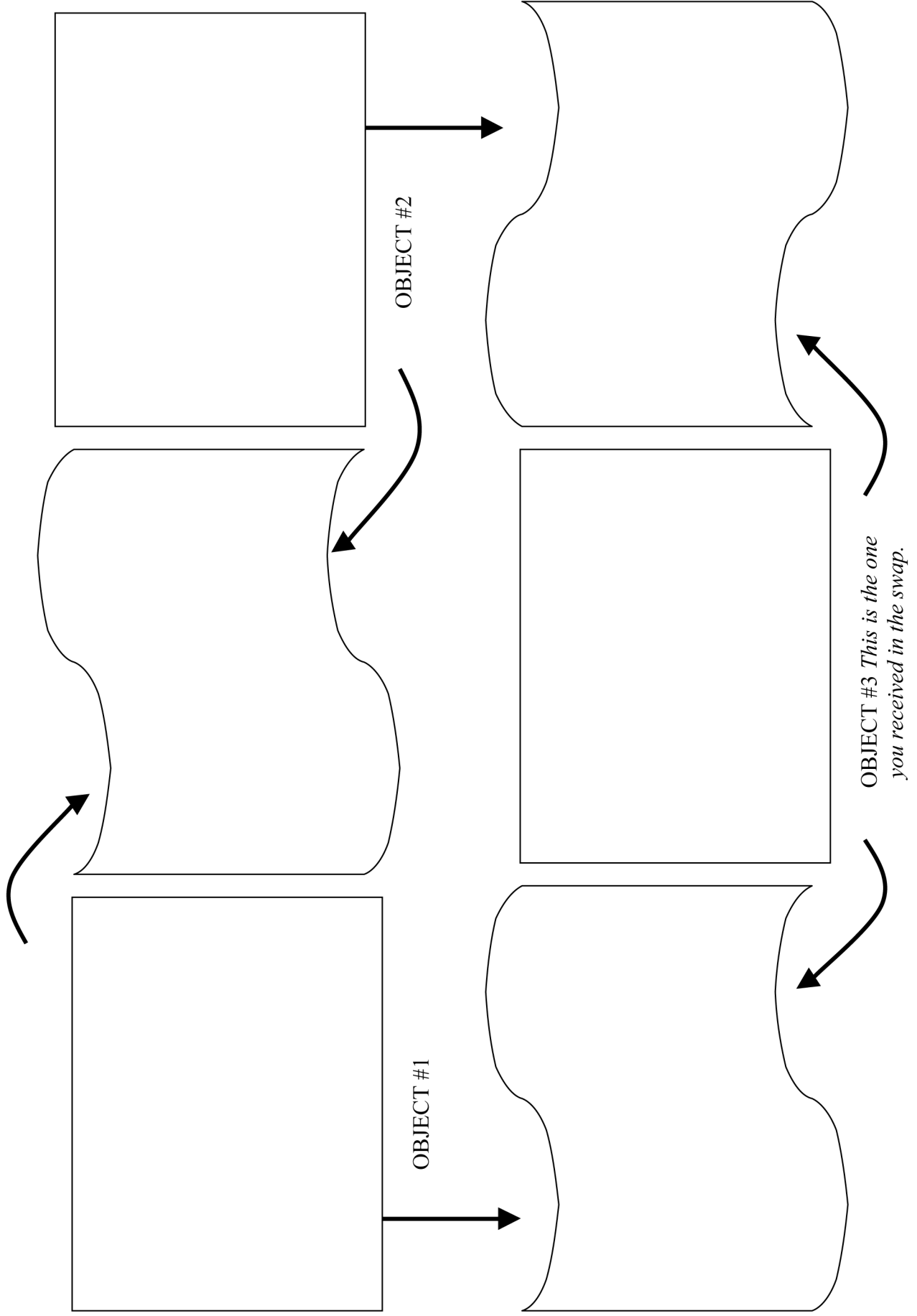


Name \_\_\_\_\_

# Juxtaposition and Collaboration: *Object Swap Map*




## Juxtaposition and Collaboration: *Object Map Instructions*


1. In the box marked “Object #1,” list thoughts, memories, and functions associated with your first object.
2. In the box marked “Object #2,” list thoughts, memories, and functions associated with your second object.
3. In the “flag” between object boxes #1 and #2, consider what these objects mean when they are juxtaposed. What stories or moods do they evoke together?
4. When instructed by your teacher, you will pair up with a classmate. Collaborate and give suggestions to each other about functions, implications, or other ideas associated with your objects.
5. Choose one of your classmate’s objects. In the box marked “Object #3,” list your collaborator’s associations for this object, as well as any others you would like to add. It is important to include and consider your collaborator’s list.
6. In the “flags” next to boxes #1 and #3 and boxes #2 and #3, create new meanings or plausible stories when each of your objects is, in turn, juxtaposed with the one you have chosen from your partner. Continue to collaborate with your partner for ideas!

Name \_\_\_\_\_

## Finding and Making Connections: *Design Worksheet*




List the objects you have chosen.




List associations you have with these objects.



Use the above spaces for thumbnail sketches or details of connections. If you are creating this as a gift, please note this and explain your relationship to that person.



*Sketch*



*Describe the overall concept or story when these objects are juxtaposed with one another.*

## Connecting the Dots: *Found Object Jewelry Peer Review*

Roberta and David Williamson anticipate and value the viewer's re-interpretation of the stories contained in their found object jewelry. For this final review of what you have experienced, pair up with a partner and become the *wearer* of your partner's artwork. Answer the following from *your* perspective.

Describe the "whole" and the "parts" of this artwork.

List associations you have with the objects, images or text found in this artwork.

What emotions, memories or stories are evoked by the juxtaposition of these objects?

Inspect the piece for technical processes. What cold connection techniques can you identify? Are there technical aspects you think are done very well? Are there parts you feel should be improved?

Artwork by \_\_\_\_\_

Reviewed by \_\_\_\_\_